

ONLINE MEETING GUIDE

GETTING STARTED

If you choose to participate online you will be able to view a live webcast of the meeting, ask the Directors questions online and submit your votes in real time. To participate online visit <https://meetnow.global/au> on your smartphone, tablet or computer. You will need the latest versions of Chrome, Safari, Edge or Firefox. Please ensure your browser is compatible.

TO LOG IN, YOU MUST HAVE THE FOLLOWING INFORMATION:

Australian Residents

SRN or HIN and postcode of your registered address.

Overseas Residents

SRN or HIN and country of your registered address.

Appointed Proxies

Please contact Computershare Investor Services on +61 3 9415 4024 to request your unique email invitation link prior to the meeting day.

PARTICIPATING AT THE MEETING

To participate in the online meeting, visit <https://meetnow.global/au>. Then enter the company name in the 'Search for meeting' field. Select and click on the displayed meeting.

Search for meeting

Please enter Company or Meeting Name. Enter 3 or more characters. e.g. Computershare

Or select the country where the company is based.

Australia

To register as a shareholder

Select 'Shareholder', enter your SRN or HIN and select your country. If Australia, also enter your postcode.

Shareholder Invitation Guest

If you are a shareholder or an appointed corporate representative, please enter the required details below.

SRN/HIN

eg. X1234567890

Country

Australia

Post Code

eg. 0123

SIGN IN

or To register as a proxyholder

To access the meeting click on the link in the invitation e-mail sent to you. Or select 'Invitation' and enter your invite code provided in the e-mail.

Shareholder Invitation Guest

If you have received an email invitation for this meeting, please enter your invite code below.

Invite Code

Enter your invite code. e.g. G-ABCDEFGH or ABCD

SIGN IN

or To register as a guest

Select 'Guest' and enter your details.

Shareholder Invitation Guest

If you would like to attend the meeting as a Guest please provide your details below.

First Name *

Last Name *

Email

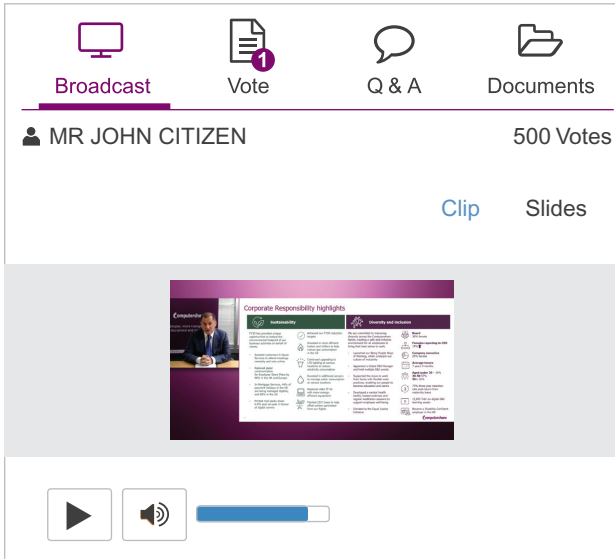
Company Name

SIGN IN



Broadcast

The webcast will appear automatically once the meeting has started. If the webcast does not start automatically press the play button and ensure the audio on your computer or device is turned on.

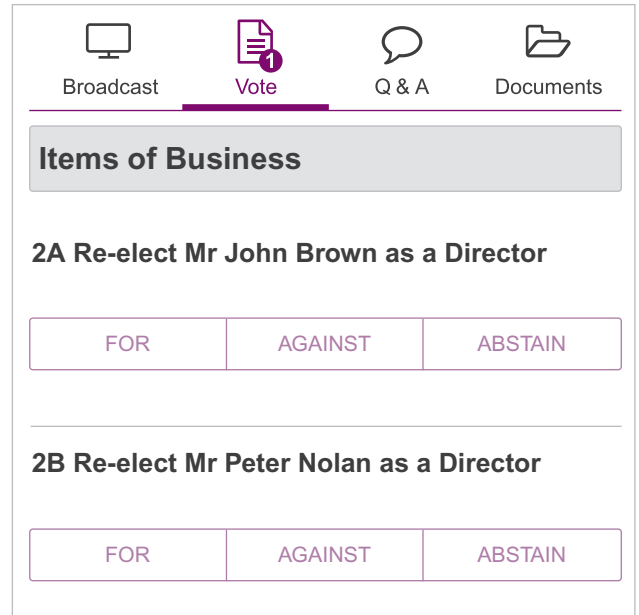


Vote

When the Chair declares the poll open, select the 'Vote' icon and the voting options will appear on your screen.

To vote, select your voting direction. A tick will appear to confirm receipt of your vote.

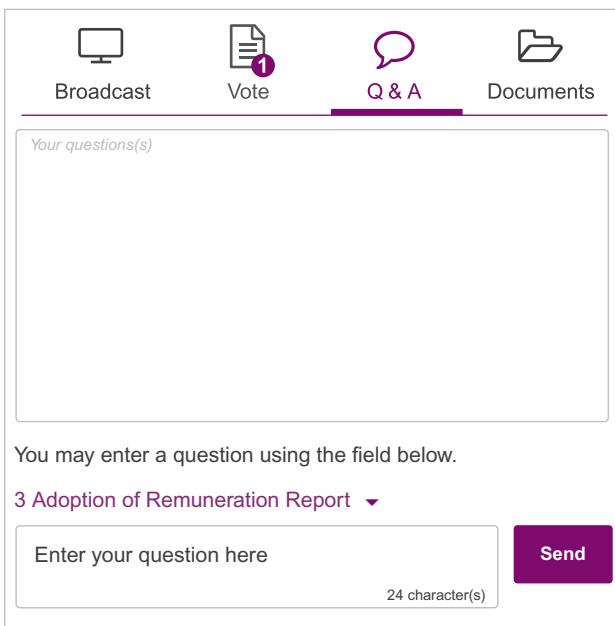
To change your vote, select 'Click here to change your vote' and press a different option to override.



Q & A

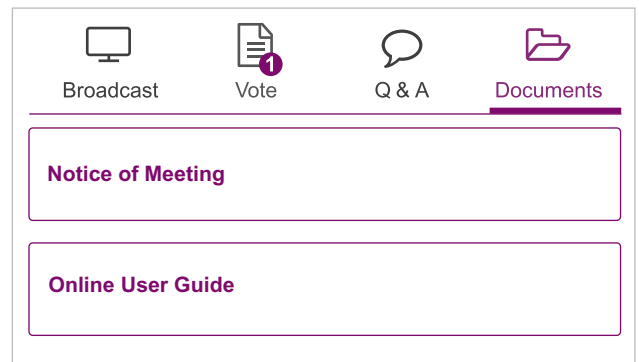
To ask a question select the 'Q & A' icon, select the topic your question relates to. Type your question into the chat box at the bottom of the screen and press 'Send'.

To ask a verbal question, follow the instructions on the virtual meeting platform.



Documents

To view meeting documents select the 'Documents' icon and choose the document you wish to view.



FOR ASSISTANCE

If you require assistance before or during the meeting please call +61 3 9415 4024.