



## WAYS TO REACH ANSELL BRUSSELS OFFICE

There are several possible options:

- 1) Free shuttle service
  - 2) Public transport (by bus):  
STIB 78, 98 – De Lijn 153, 154, 155, 810
  - 3) Personal car with parking facilities
  - 4) Bike
- 

### **1) Free Shuttle**

From the Brussels South station, walking to the exit located at the 'Avenue Fonsny', in front of Park Inn Hotel next to the Police office, you will notice the stop of the shuttle service to the Riverside Business Park – busses are marked **GILLES** (or white bus without name). The bus will stop right under the big clock (see picture below).

This service is free of charge as this is services paid by the companies based in the Business Park.

This bus picks you up at the South station and brings you at the office straight away (takes about 10 minutes). The bus stops in front of our offices at the bus plate between building E and building H.


The busses comes three times in the morning and in the evening.

The bus is always on time and will leave the appointment place at the following hours:

**From the South station to Ansell:** 7h40, 8h20, 9h00

**From Ansell to the South station:** 16h00, 17h05, 17h40.

No identification is asked.



## 2) Public transport (by bus)

From South Station:

- Bus 78 (STIB/MIVB): direction Humaniteit/Humanité – stop at Internationalelaan/Boulevard international and then walk for 5-10 minutes

From metro station Ceria:

- Bus 98 (STIB/MIVB): stop at Bollinckx and walk for 5 minutes
- Busses 153, 154, 155 (De Lijn): stop at Bollinckx and then walk for 5 minutes

From metro Veeweide:

- Bus 810 (De Lijn): stop at Bollinckx and then walk for 5 minutes

## 3) Personal car

On Brussels Ring O, take exit 17 “Anderlecht”

50 m before the first traffic light, turn left.

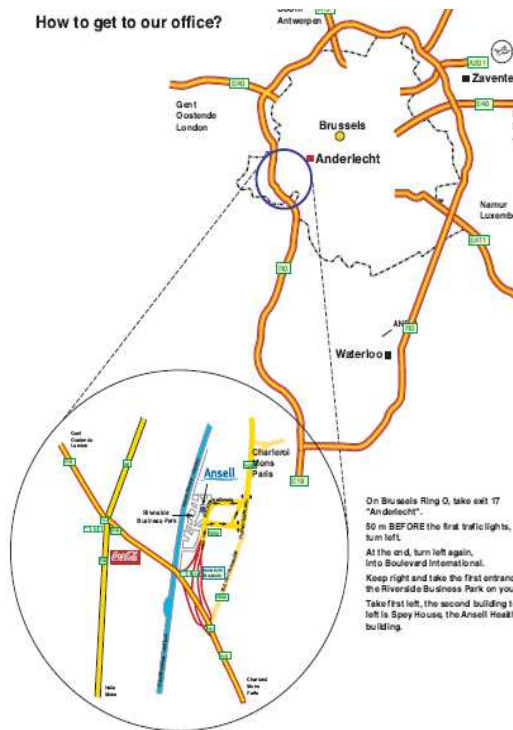
At the end, turn left again, into Boulevard International.

Keep right and take the first entrance to the Riverside Business Park on your right (after the Total gas station). Take the roundabout and take first left, the second building to your left is Block J, Ansell Healthcare offices.

## ***Parking arrangements***

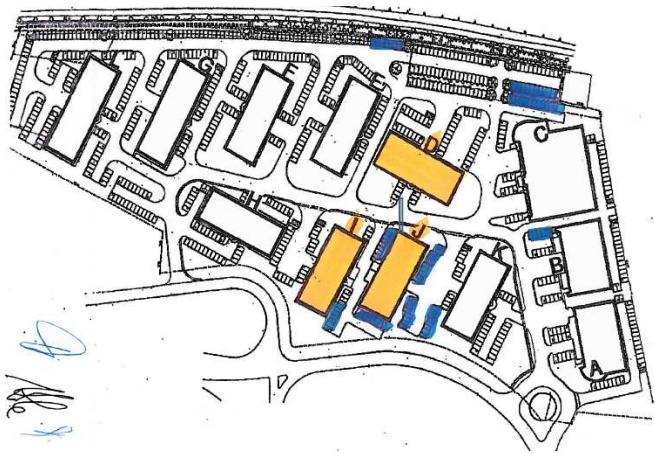
- **Ansell workers (employee, temp or contractor) cannot use visitor's parking places**
- Park your car where you'll find an Ansell parking plate or no company name mentioned
- Do not park your car on other companies parking places
- Respect entrances, evacuation and emergency exits
- Do not block any car when parking
- Mark your car using the Ansell's parking sticker. This card can be obtained at the procurement & fleet department

# How to get to our office?



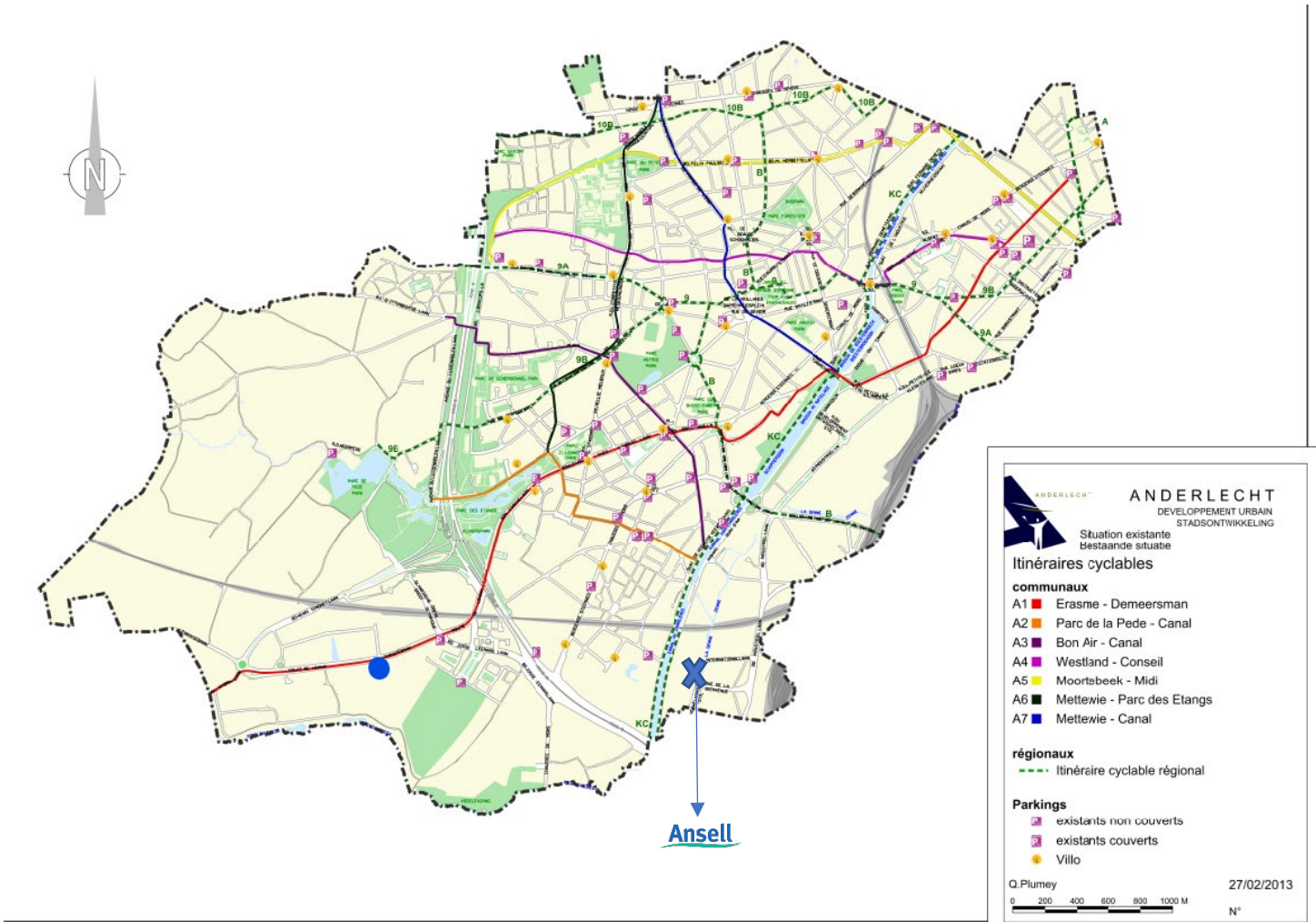
**IN ORANGE:** Ansell's buildings (I and J)

**IN BLUE:** Ansell's parking places,



#### 4) Bike

Please find below some routes to use when cycling to work: <https://www.anderlecht.be/nl/met-de-fiets>



**Want to make your journey even more enjoyable?**


There are plenty of nice biking routes available in both Flanders, Brussels region and Wallonie via:

<https://www.komoot.com/>

<https://fietssnelwegen.be/>



Where to park your bike when arriving at the office?

		Leasinvest Real Estate	
Aanvulling gegevens grondplan aankomstrijktijdstip			
Grondplan GELIJKTIGEN		Datum: 14-11-2023	
Tijdstip: 10:00			
Plaats: GP1		