

HOW TO HAND RUB¹

Use alcohol-based hand rub for hand hygiene.
When visibly soiled wash hands with soap and water

DURATION OF THE ENTIRE PROCEDURE : 20 - 30 Seconds



1
APPLY A PALMFUL OF THE
PRODUCT IN A CUPPED
HAND, COVERING ALL
SURFACES



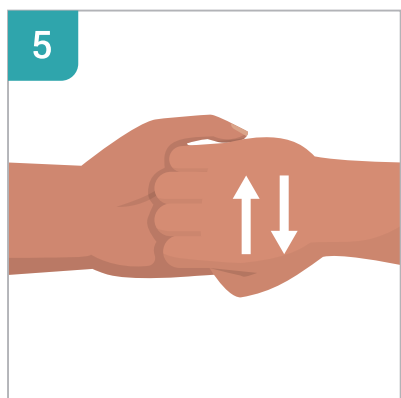
2
RUB HANDS
PALM TO PALM



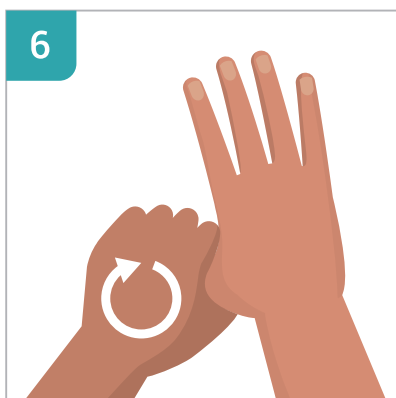
3
RIGHT PALM OVER LEFT
DORSUM WITH
INTERLACED FINGERS
AND VICE VERSA



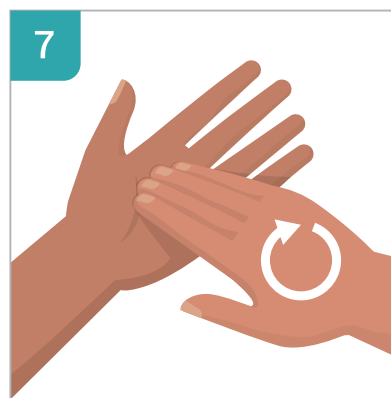
4
PALM TO PALM WITH
FINGERS INTERLACED



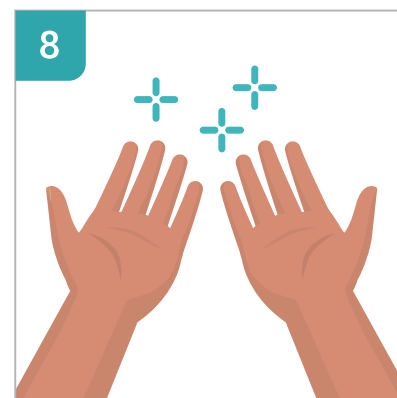
5
BACKS OF FINGERS TO
OPPOSING PALMS WITH
FINGERS INTERLOCKED



6
ROTATIONAL RUBBING
OF LEFT THUMB
CLASPED IN RIGHT PALM
AND VICE VERSA



7
ROTATIONAL RUBBING,
BACKWARDS AND
FORWARDS WITH CLASPED
FINGERS OF RIGHT HAND IN
LEFT PALM AND VICE VERSA



8
ONCE DRY,
YOUR HANDS ARE SAFE