

SANDEL™ STAT-STRAP™ DISPOSABLE PATIENT SAFETY STRAP INSTRUCTIONS FOR USE

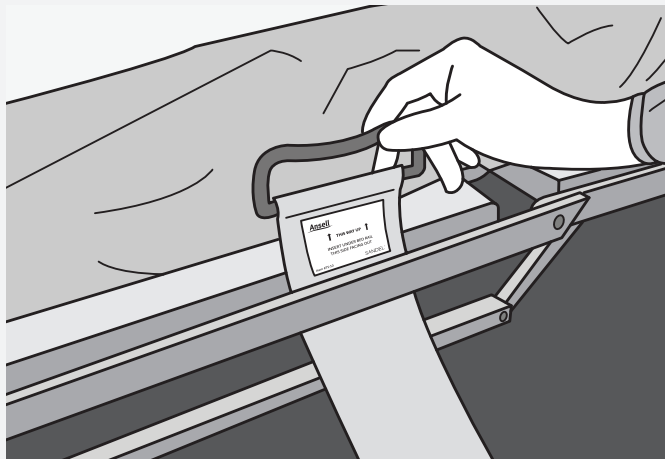
Intended Use

SANDEL STAT-STRAP disposable patient safety straps are intended to act as positioning aids in conjunction with other positioning aids per your facility protocol. STAT-STRAP safety straps are not weight-bearing and should not be used as the primary means to prevent patient sliding or falling.




The following instructions are for STAT-STRAP Disposable Patient Safety Straps (item number TS-10, TS-SM, TS-PD, TS-RD and TS-SS).

To attach the safety strap to the O.R. table:



- 1 Place the buckle under the O.R. table side rail with the label on the strap facing the user. The label should read "This way up. Insert under bed rail. This side facing out."

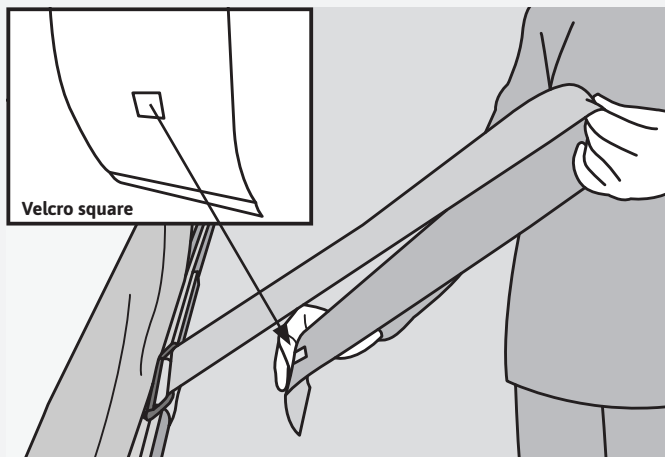


- 2 Thread the opposite end of the strap through the buckle and follow next steps to keep the strap off the floor.

*Next section is dependent on the patient safety strap type. Please refer to the instructions below for how to attach the strap to the O.R. table rail.

To prevent the strap from touching the floor before the patient is on the O.R. table:

TS-SM/TS-10



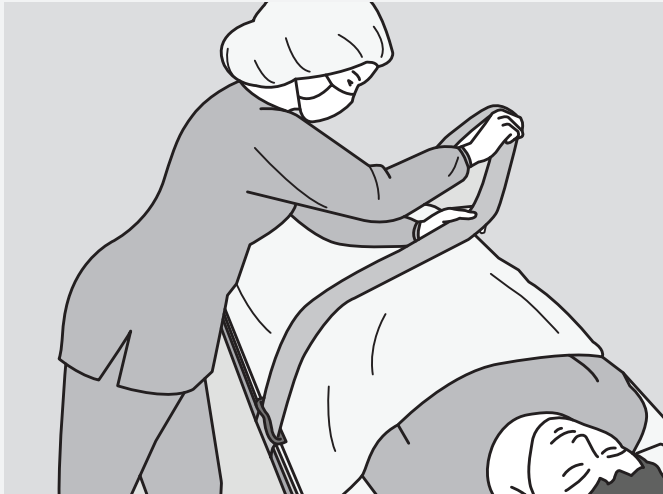
- 1 Pull the end of the strap upwards to secure the strap tightly around the rail. Then loop the end of the strap to attach it to itself using the small Velcro square.
- 2 Repeat the steps to attach second strap on the opposite side of the O.R. table.

TS-PD/TS-SS/TS-RD




- 1 Pull the end of strap upwards to secure the strap tightly around the rail. Then loop the end of the strap to attach it to itself using the Velcro.
- 2 Repeat the steps to attach the second strap on the opposite side of the O.R. table.

To secure the strap once the patient is on the O.R. table:



- 1** Detach the strap from itself and pull the strap upward. Place across the patient.



- 2** Repeat the steps with the strap on the opposite side. Then attach to the other strap, using the Velcro. Check that the strap is secured and not too tight against the patient.

Caution:

- STAT-STRAP disposable patient safety straps are not intended to be weight bearing.
- STAT-STRAP disposable patient safety straps should not be used as the primary means to prevent patient sliding or falling.
- Proper positioning devices should be used per your facility protocol. Examples include but not limited to safety straps, padded footboard, bean bags, gel pads and other assistive devices.¹

¹ 2024 AORN Guidelines for Perioperative Practice Positioning the Patient Guideline. AORN, Inc. 2024

Item Number	Product name	Product description	Packaging	Case qty
TS-10	STAT-STRAP	Disposable Patient Positioning Strap, Long, Velcro Closure, 2 Piece	50/Cs	50
TS-SM	STAT-STRAP	Disposable Patient Positioning Strap, Standard, Velcro Closure, 2 Piece	50/Cs	50
TS-PD	STAT-STRAP	Disposable Patient Positioning Strap, Padded, Velcro Closure, 2 Piece	50/Cs	50
TS-SS	STAT-STRAP	Disposable Patient Positioning Strap, Soft, Velcro Closure, 2 Piece	50/Cs	50
TS-RD	STAT-STRAP	Disposable Patient Positioning Strap, Soft, Velcro Closure, 2 Piece, Red	50/Cs	50

➔ Learn more at www.ansell.com/stat-pac



Manufactured by:
Ansell Sandel Medical Solutions LLC, 9301 Oakdale Avenue, Suite 300, Chatsworth, CA 91311-USA
732-345-5400

Ansell, ® and ™ are trademarks owned by Ansell Limited or one of its affiliates.
US Patented and US and non-US Patents Pending: www.ansell.com/patentmarking © 2025 Ansell Limited. All Rights Reserved.

Lit. #130504 Rev. B

SANDEL™